

Ecofaunistical investigations in a boggy forest in the Protected Landscape Area at Ócsa (Kiskunság National Park, Hungary)

By

Á. SALLAI*

Abstract. The total number of species of the soil-living macrofauna in the Protected Landscape Area at Ócsa were 24; 9 diplopods, 7 isopods (Oniscidea) and 8 chilopods have been identified. The most abundant species were *Polydesmus schaefferi* VERH. (Diplopoda), *Armadillidium zenckeri* BRANDT (Isopoda-Oniscidea) and *Monotarsobius baloghi* LOKSA (Chilopoda).

Experimental studies in the Protected Landscape Area at Ócsa started as a part of a long term program. This program was instigated after 1945. Its purpose is to study the fauna of marshlands, moorlands and temporarily water-logged territories as well as to develop their conservation (KASZAB, 1982). A result of this program is a book on the faunal assemblage of Bátorliget territory.

The present study describes the faunal assemblage of a boggy forest in the Protected Landscape Area at Ócsa. In addition to obtaining faunistical data and completing the previous studies, the aim of the study was to get some knowledge on the adaptive features of the macrofauna as a whole.

Being flooded temporarily, a significant difference was expected to exist between the faunal assemblage of the study area in the case of wet conditions and dry periods.

Material and methods

The study area belongs to the Kiskunság National Park. There were several studies done on the flora of this area (BOROS, 1952; KOMLÓDI, 1958). The fauna of the national park was examined by MAHUNKA (ed.) (1986, 1987).

My research area is a strictly protected wet alder woodland (Fraxineto pannonicae-Alnetum) called "Big Forest".

Samples were taken either monthly or bimonthly from March 1989 to November 1990. Depending on the water level, samples were taken either from the trunks or between the trunks, or from both sites between 8 and 11 a.m.

* Ágnes Sallai, Magyar Tudományos Akadémia Könyvtára (Library of the Hungarian Academy of Sciences), 1051 Budapest, Arany János u. 1, Hungary.

Trunks: These were outstanding trunks of alder trees and the surrounding dry area, which had a changing size during the year. This term means the trunk of the tree and its root system reaching out of the water, as well as the base of the branched trees growing from each trunk.

Between the trunks: This means the area among the trees which was temporarily covered by a varying amount of water. 10 or 20 samples were taken from the two habitats depending on the actual water level (20 when it was possible to take samples from both sites; otherwise 10). Quadrant method was used with a size of 25×25 cm. The animals were collected by mesh sieving and later identified in the laboratory.

Dates of collections: 1989: 16. 3., 7., 13. 9., 23. 10. 1990: 6. 2., 13. 3., 18. 4., 5. 6., 24. 7., 3. 9., trunks. 1989: 29. 5., 4. 7., 6. 9., 23. 10. 1990: 5. 6., 24. 7., 3. 9., between the trunks.

Two of the higher taxa examined belong to decomposers: Diplopoda and Isopoda (Oniscidea), one of them was predatorous (Chilopoda).

For identification the keys and articles of SCHUBART (1934), JERMY (1942), LOKSA (1954) [Diplopoda], GRUNER (1965, 1966), SCHMÖLZER (1965), WACHTLER [Isopoda] LOKSA (1955) [Chilopoda] were used.

Results

Altogether 16,275 specimens were found. 8751 of them were Isopoda, 7302 belonged to Diplopoda and 222 were Chilopoda specimens. Nine Diplopoda, eight Chilopoda and seven Isopoda species were found.

Diplopoda species: *Polydesmus schaessburgensis* VERH., *Polydesmus complanatus* LINNÉ, *Polydesmus denticulatus* C. L. KOCH, *Julus terrestris* PORAT, *Leptoiulus cibdellus* CHAMBER., *Glomeris hexasticha* BRANDT. Only a few specimens of *Nopoiulus kochii* GERVAIS., *Ommatoiulus sabulosus* LINNÉ, and *Haasea* sp. were found. From the latter genus there were only juveniles present, so it was not possible to identify them for species.

Isopoda species: *Armadillidium zenckeri* BRANDT, *Porcellium collicola* VERH., *Trachelipus rathkei* BRANDT, *Hyloniscus riparius* C. L. KOCH, *Haplophthalmus danicus* B.-L., *Asellus aquaticus* LINNÉ. From the genus *Trichoniscus* only female specimens were found, so it was not possible to identify them for species.

Chilopoda species: *Monotarsobius baloghi* LOKSA, *Monotarsobius crassipes* C. L. KOCH, *Lithobius forficatus* LINNÉ, *Lithobius muticus* C. L. KOCH, *Lithobius erythrocephalus* C. L. KOCH, *Pachymerium ferruginem* C. L. KOCH, *Geophilus proximus* C. L. KOCH, *Schendyla nemorensis* C. L. KOCH.

DIPLOPODA

Polydesmus schaessburgensis VERH. — This is a relict species occurring only on the Ócsa-Sáry area within Hungary. This species is an inhabitant of moorlands and boggy forests, as well as high mountain habitats. It was first found in Transsylvania near Segesvár by VERHOEFF (CEUCA, 1992) and also recorded from the southern steppe zone of the former Soviet Union (GOLOVATCH, 1992). This species seemed to prefer wet and cool habitats (LOKSA, 1954; KORSÓS, 1987). I found the same preference as well considering that this area can be characterized by this sort of preference. During the present study this species was found to be the most abundant one.

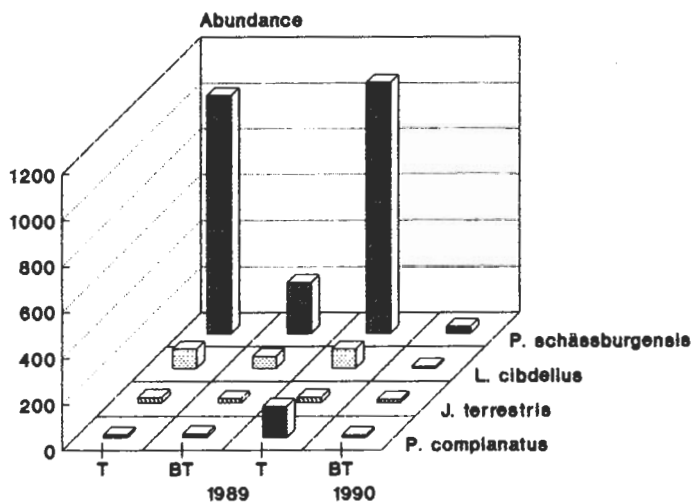


Figure 1. The three most abundant diplopod species (*P. schäesburgensis*, *L. cibdellus*, *J. terrestris*) and a common diplopod species (*P. complanatus*) in the studied period (1989–1990). The vertical axis shows the abundance of diplopods. T: trunks, BT: between the trunks

Julus terrestris PORAT. — This species occurs mostly in wet alder woods for example around Barcs (LOKSA, 1973). The distribution of this species is not known. Because of identification difficulties, it was often mixed with other species (LOKSA, 1981).

Leptoiulus cibdellus CHAMBER. — Temporarily occurs in boggy forest. This species has a Northern European distribution (JEDRICZKOWSKY, 1992). It was recorded mostly from wet woods, groves and alder woods. According to the results of ZULKA (1991), this species was found to be able to survive submersion, both in the field and in laboratory conditions. During the present study this species was found to be a permanent member of the fauna living in wet woods. It was missing only once from the territory between the trunks, but even that time it was found on the trunks. It was the second most abundant species at almost all the sites.

ISOPODA

Armadillidium zenckeri BRANDT. — This species was found to be the most abundant among isopod species. It occurred in both habitats and seemed to have a high tolerance for wet and cool conditions. This species shows a Middle European distribution. According to LOKSA (unpublished data) this species has a preference for mostly wet and cool habitats; within Hungary it is said to be a relict species. *A. zenckeri* was dominant in both habitats and was found to be the most abundant at the edge of the forest where there is no water flooding effect.

Porcellium collicola VERH. — This is a widely distributed typical forest inhabitant with a Middle European distribution (LOKSA, 1973). For example it was found in reedbanks of Lake Fertő (GRUNER, 1966). This species was recorded to be the most abundant isopod species from the Bátorliget territory (ALLSPACH & SZLÁVECZ, 1991). During the present study, this was also found to be the most abundant in the area examined.

Hyloniscus riparius C. L. KOCH. — An extremely higrophyl species (LOKSA, 1977, SZLÁVECZ, 1988). Though it is a common species in Hungary, in the case of Bátorliget another species from the same genus was found: *H. transsylvanicus* (ALLSPACH & SZLÁVECZ, 1991). Within Oniscidea this is the most abundant species. According to the literature (GRUNER, 1966) this species is able to survive more than two weeks covered by water and it also occurs in caves as well as in the upper soil layer.

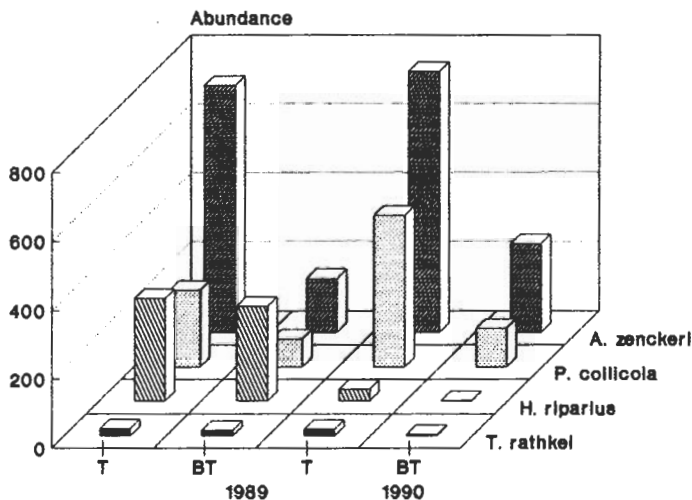


Figure 2. The three most abundant isopod species (*A. zenckeri*, *P. collicola*, *H. riparius*) and a common isopod species (*T. rathkei*) in the studied period (1989–1990). The vertical axis shows the abundance of isopods. T: trunks, BT: between the trunks

CHILOPODA

Monotarsobius baloghi LOKSA. — This species was described from Ócsa by LOKSA (1955). It was found to be dominant on the trunks, but not always dominant among them. According to the studies of ZULKA (1991) in its natural habitat this species can be tolerant of flooded conditions, but in the case of laboratory conditions when the aeration of the water is not satisfactory it can die within a few hours.

Lithobius muticus C. L. KOCH. — Distributed within Europe with a wide range of ecological tolerance occurring both in wet and dry habitats. It can dig into the soil down to a 10 cm depth.

Summary

The faunal assemblage was found to be diverse but within all three taxa examined, those species which are adapted to the wet and cool microclimate of marshy habitats were found to be the most abundant ones. Among Diplopoda species *P. schaessburgensis*, among Isopoda species *A. zenckeri*, from Chilopoda *M. baloghi*. Among diplopods *P. schaessburgensis*, *P. complanatus*, *L. cibdellus* occurred in all sam-

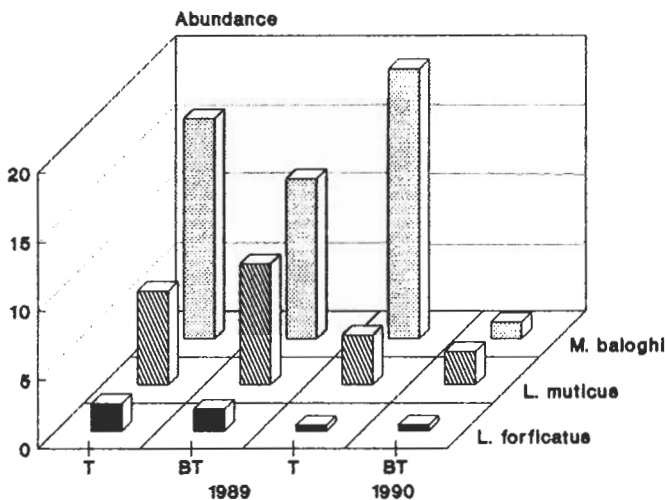


Figure 3. The two most abundant chilopod species (*M. baloghi*, *L. muticus*) and a common chilopod species (*L. forficatus*) in the studied period (1989–1990). The vertical axis shows the abundance of chilopods. T: trunks, BT: between the trunks

ples from the trunks. Between the trunks *P. schaessburgensis*, *P. complanatus*, *J. terrestris* was found in all samples while *L. cibdellus* was missing once. The diplopod fauna was found to be diverse. Six species were almost always found together.

Among isopods *A. zenckeri*, *P. collicola* and *T. rathkei* were found in all samples from the trunks while *T. rathkei* was missing once from a sample between the trunks. Among diplopods *P. schaessburgensis* was found to be the most abundant species, this seemed to be the dominant one. Among isopods *A. zenckeri* was found to be dominant in both habitats in 1989, and on the trunks in 1990. Among chilopods *M. baloghi* and *L. muticus* were found to be the most abundant dominant species.

From the nine Diplopoda species *P. schaessburgensis*, *P. denticulatus*, *P. complanatus* were primarily found in wet woods in a temporarily flooded habitat. *N. kochii*, *O. sabulosus*, *J. terrestris* were found to inhabit mostly wet habitats. *G. hexasticha* is a forest inhabitant. The varietas which was found in the study area is a small, darkly pigmented form, which had been reported only from Ócsa, Pótharasz territories (JERMY, 1942).

According to the literature (SCHUBART, 1934), *P. denticulatus* is a species with a tolerance of dry conditions, living mostly between the trunks. In Hungary, however, this species occurs mostly in wetlands (LOKSA, 1983) such as the moorland in Bátorliget (KORSÓS, 1990), alder woods at Barcs (LOKSA, 1981) and wet alder woods at Ócsa (KORSÓS, 1987).

During the present study 8 isopod species were found. They are mostly inhabitants of wet habitats (*A. zenckeri*, *H. riparius*, *H. danicus* and the *Trichoniscus* sp.). *A. aquaticus* is a species which was found in temporarily water-covered habitats. *T. rathkei* can survive a longer period covered by water in temporarily flooded wet woods and grasslands, though it is rather found in dry areas. *P. collicola* is also a species with a wide distribution occurring in wet woods (Bátorliget, ALLSPACH & SZLÁVECZ, 1991), and reedbanks (GRUNER, 1966).

Table 1. Species, individual numbers (N) and the dominance values (D%) of the diplopods. N: the total numbers of individuals, D: the dominance value in percentage, T: trunks

T	1989	N	D%
	<i>Polydesmus schaessburgensis</i>	559	70.31
	<i>Polydesmus complanatus</i>	39	4.91
	<i>Polydesmus denticulatus</i>	42	5.28
	<i>Jules terrestris</i>	43	5.41
	<i>Leptoiulus cibdellus</i>	111	13.96
	<i>Glomeris hexasticha</i>	1	0.13
	<i>Nopoiulus kochii</i>	—	—
	<i>Ommatoiulus sabulosus</i>	—	—
	<i>Haasea</i> sp.	—	—
		795	100

T	1990	N	D%
	<i>Polydesmus schaessburgensis</i>	85	48.60
	<i>Polydesmus complanatus</i>	23	13.13
	<i>Polydesmus denticulatus</i>	—	—
	<i>Jules terrestris</i>	35	20.00
	<i>Leptoiulus cibdellus</i>	29	16.57
	<i>Glomeris hexasticha</i>	3	1.70
	<i>Nopoiulus kochii</i>	—	—
	<i>Ommatoiulus sabulosus</i>	—	—
	<i>Haasea</i> sp.	—	—
		175	100

Table 2. Species, individual numbers (N) and the dominance values (D%) of the diplopods. N: the total numbers of individuals, D: the dominance value in percentage, BT: between the trunks

BT	1989	N	D%
	<i>Polydesmus schaessburgensis</i>	2596	87.230
	<i>Polydesmus complanatus</i>	64	2.150
	<i>Polydesmus denticulatus</i>	31	1.040
	<i>Jules terrestris</i>	62	2.080
	<i>Leptoiulus cibdellus</i>	205	6.890
	<i>Glomeris hexasticha</i>	15	0.500
	<i>Nopoiulus kochii</i>	1	0.034
	<i>Ommatoiulus sabulosus</i>	—	—
	<i>Haasea</i> sp.	2	0.067
		2976	100

BT	1990	N	D%
	<i>Polydesmus schaessburgensis</i>	2753	83.880
	<i>Polydesmus complanatus</i>	233	7.100
	<i>Polydesmus denticulatus</i>	1	0.030
	<i>Jules terrestris</i>	64	1.950
	<i>Leptoiulus cibdellus</i>	218	6.640
	<i>Glomeris hexasticha</i>	12	0.370
	<i>Nopoiulus kochii</i>	—	—
	<i>Ommatoiulus sabulosus</i>	1	0.030
	<i>Haasea</i> sp.	—	—
		3282	100

Table 3. Species, individual numbers (N) and the dominance values (D%) of the isopods. N: the total numbers of individuals, D: the dominance value in percentage, T: trunks

T	1989	N	D%
	<i>Armadillidium zenckeri</i>	1813	56.34
	<i>Porcellium collicola</i>	576	17.90
	<i>Trachelipus rathkei</i>	50	1.56
	<i>Hyloniscus riparius</i>	763	23.71
	<i>Trichoniscus</i> sp.	14	0.45
	<i>Haplophthalmus danicus</i>	1	0.04
	<i>Asellus aquaticus</i>	—	—
		3218	100

T	1990	N	D%
	<i>Armadillidium zenckeri</i>	1944	61.00
	<i>Porcellium collicola</i>	1017	32.00
	<i>Trachelipus rathkei</i>	45	1.40
	<i>Hyloniscus riparius</i>	167	5.20
	<i>Trichoniscus</i> sp.	14	0.40
	<i>Haplophthalmus danicus</i>	—	—
	<i>Asellus aquaticus</i>	—	—
		3187	100

Table 4. Species, individual numbers (N) and the dominance values (D%) of the isopods. N: the total numbers of individuals, D: the dominance value in percentage, BT: between the trunks

BT	1989	N	D%
	<i>Armadillidium zenckeri</i>	391	29.40
	<i>Porcellium collicola</i>	204	15.30
	<i>Trachelipus rathkei</i>	38	2.90
	<i>Hyloniscus riparius</i>	691	51.90
	<i>Trichoniscus</i> sp.	3	0.20
	<i>Haplophthalmus danicus</i>	—	—
	<i>Asellus aquaticus</i>	4	0.30
		1331	100

BT	1989	N	D%
	<i>Armadillidium zenckeri</i>	155	57.2
	<i>Porcellium collicola</i>	112	41.3
	<i>Trachelipus rathkei</i>	3	1.1
	<i>Hyloniscus riparius</i>	—	—
	<i>Trichoniscus</i> sp.	—	—
	<i>Haplophthalmus danicus</i>	—	—
	<i>Asellus aquaticus</i>	1	0.4
		271	100

Table 5. Species, individual numbers (N) and the dominance values (D%) of the chilopods. N: the total numbers of individuals, D: the dominance value in percentage, T: trunks

T	1989	N	D%
	<i>Monotarsobius baloghi</i>	40	60.2
	<i>Monotarsobius crassipes</i>	—	—
	<i>Lithobius muticus</i>	17	25.9
	<i>Lithobius forficatus</i>	5	7.7
	<i>Lithobius erythrocephalus</i>	—	—
	<i>Pachymerium ferrugineum</i>	3	4.6
	<i>Geophilus proximus</i>	1	1.6
	<i>Schendyla nemorensis</i>	—	—
		66	100

T	1990	N	D%
	<i>Monotarsobius baloghi</i>	49	60.5
	<i>Monotarsobius crassipes</i>	12	14.9
	<i>Lithobius muticus</i>	9	11.2
	<i>Lithobius forficatus</i>	1	1.2
	<i>Lithobius erythrocephalus</i>	4	4.9
	<i>Pachymerium ferrugineum</i>	4	4.9
	<i>Geophilus proximus</i>	1	1.2
	<i>Schendyla nemorensis</i>	1	1.2
		81	100

Table 6. Species, individual numbers (N) and the dominance values (D%) of the chilopods. N: the total numbers of individuals, D: the dominance value in percentage, BT: between the trunks

BT	1989	N	D%
	<i>Monotarsobius baloghi</i>	29	45
	<i>Monotarsobius crassipes</i>	—	—
	<i>Lithobius muticus</i>	22	35
	<i>Lithobius forficatus</i>	4	6
	<i>Lithobius erythrocephalus</i>	1	2
	<i>Pachymerium ferrugineum</i>	4	6
	<i>Geophilus proximus</i>	4	6
	<i>Schendyla nemorensis</i>	—	—
		64	100

BT	1990	N	D%
	<i>Monotarsobius baloghi</i>	3	27
	<i>Monotarsobius crassipes</i>	—	—
	<i>Lithobius muticus</i>	6	55
	<i>Lithobius forficatus</i>	1	9
	<i>Lithobius erythrocephalus</i>	—	—
	<i>Pachymerium ferrugineum</i>	1	9
	<i>Geophilus proximus</i>	—	—
	<i>Schendyla nemorensis</i>	—	—
		11	100

Among chilopods *M. baloghi* and *M. crassipes* occur in wet woods.

Apparently there is a difference between temporarily flooded habitats (between the trunks) and those which are dry all the time (trunks). Both diversity and abundance were higher on the trunks than in samples between the trunks.

REFERENCES

1. ALLSPACH, A. & SZLÁVE CZ, K. (1991): The terrestrial isopod (Isopoda: Oniscidea) fauna of the Bátorliget Nature Reserves. — In: Machunka (ed.): The Bátorliget Nature Reserves — after forty years, 1990. Hungarian Natural History Museum, 1:251—257.
2. BOROS, Á. (1952): A Duna-Tisza köze növényföldrajza. — Földrajzi Értesítő, Budapest, 1:39—53.
3. CEUCA, T. (1992): Quelques aspects sur la faunistique, l'écologie et la zoogéographie des Diplopodes de la Région Balkanique. — Ber. nat.-med. Verein, Innsbruck, 10: 411—429.
4. GOLOVATCH, S. I. (1992): Some patterns of the distribution and origin of the millipede fauna of the Russian Plain (Diplopoda). — Bern. nat.-med. Verein, Innsbruck, 10: 373—383.
5. GRUNER, H. E. (1965): Isopoda. — In: Dahl (ed.): Die Tierwelt Deutschlands, 51: 1—149, Jena.
6. GRUNER, H. E. (1966): Isopoda. — In: Dahl (ed.): Die Tierwelt Deutschlands, 53: 150—380, Jena.
7. JEDRYCZKOWSKI, W. B. (1992): The distribution and ecology of the millipede in Poland. — Ber. nat.-med. Verein, Innsbruck, 10: 385—391.
8. JERMY, T. (1942): Systematische Studien an ungarländischen Plesioceraten (Diplopoda). — Math. Természettud. Közlem., Budapest, 39: 1—82.
9. KASZAB, Z. (1982): A faunisztikai és rendszertani kutatások múltja, jelene és jövője Magyarországon. — Állatt. Közlem., Budapest, 69: 7—12.
10. KOMLÓDI, M. (1958): Die Pflanzengesellschaften in dem Turjangebiet von Ócsa-Dabas. — Acta Bot. Acad. Sci. Hung., Budapest, 4: 63—92.
11. KORSÓS, Z. (1987): Diplopoda and Chilopoda of the Kiskunság National Park. — In: Mahunka, S. (ed.): The fauna of the Kiskunság National Park. Budapest, II: 73—77.
12. KORSÓS, Z. (1991): The centipede and millipede fauna of the Bátorliget Nature Reserves (Chilopoda and Diplopoda). — In: Mahunka (ed.): The Bátorliget Nature Reserves — after forty years, 1990. Budapest, 1: 259—266.
13. LOKSA, I. (1954): Die Polydesmus-Arten des Faunagebietes des Karpatenbeckens. — Ann. Hist.-mat. Mus. Nat. Hung., Budapest, 5: 215—224.
14. LOKSA, I. (1955): Über die Lithobiiden des Faunagebietes des Karpathenbeckens. — Acta Zool. Budapest, 1(3—4): 331—349.
15. LOKSA, I. (1973): Bodenzoologische Untersuchungen in den Alkali-Waldsteppen von Margita, Ungarn. 1. Untersuchungen der Arthropoden-Makrofauna, nebst Bemerkungen über die Oniscoidea-Arten. — Opusc. Zool. Budapest, 11 (1—2): 79—93.
16. LOKSA, I. (1977): Két gyertyános-tölgyes mintaterület ászkarák, ikerszelvényes és százlábú népeségeiről. — MTA Biol. Oszt. Közlm., 20: 207—211.
17. LOKSA, I. (1981): A barcsi borókás ikerszelvényes (Diplopoda) és százlábú (Chilopoda) faunája. — Dunántúli Dolgozatok Term. Tud. Sor., Pécs, 2: 45—52.
18. LOKSA, I. (1983): Diplopoda and Chilopoda from the Hortobágy National Park. — In: Mahunka, S. (ed.): The fauna of the Hortobágy National Park. Budapest, II: 67—69.

19. LOKSA, I. (1988): Über einige Arthropoden-Gruppen aus dem Biosphäre-Reservat des Pilis-Gebirges (Ungarn). 1. Die Diplopoden, Chilopoden, Weberknechte und Spinnen vom Szamár-Berg und aus der Umgebung der Löss-Wand von Basaharc. — Opusc. Zool. Budapest, 23: 159—176.
20. MAHUNKA, S. (ed.) (1986): The fauna of the Kiskunság National Park. Volume I. Budapest.
21. MAHUNKA, S. (ed.) (1987): The Fauna of the Kiskunság National Park. Volume II. — Budapest.
22. SCHMÖLZER, K. (1965): Ordnung Isopoda (Landasseln). In: Bestimmungsbücher zur Bodenfauna Europas, 4—5: 1—468, Berlin.
23. SCHUBART, O. (1934): Diplopoda. — In: Dahl (ed.): Die Tierwelt Deutschlands, 1—318, Jena.
24. SZLÁVEZ, K. (1988): The isopod fauna of the Pilis Biosphere Reserve, I. Basaharc loess mine. — Opusc. Zool. Budapest, 23: 189—195.
25. SZLÁVEZ, K. (1991): The terrestrial isopod fauna of the Hortobágy National Park. — Miscell. Zool. Hung., 6: 61—66.
26. WÄCHTLER, W. (1937): Ordnung Isopoda, Asseln. — In: Brohmer, P.: Die Tierwelt Mitteleuropas, 2: 1—317, Erfurt.
27. ZULKA, K. P. (1991): Überflutung als ökologischer Faktor: Verteilung, Phänologie und Anpassungen der Diplopoda, Lithobiomorpha und Isopoda in den Flussauen der March. — Doktorarbeit, Wien.